

Ankylos®

## TitaniumBase

- for your preferred digital workflow

# Ankylos TitaniumBase - for your preferred digital workflow

Ankylos TitaniumBase combines the proven strength of a prefabricated titanium abutment with the esthetics of an individually designed ceramic component. This solution allows the dental laboratory to design and manufacture a CAD/CAM restoration within their preferred workflow.

## A precision manufactured component

TitaniumBase for Ankylos is manufactured with the highest precision, meeting the requirements of the One-fits-all TissueCare connection - one of the interdependent features of the well-documented TissueCare concept.



## Ankylos TissueCare Concept

Scientifically and clinically proven for maintaining hard and soft tissue over time, the Ankylos TissueCare concept is the combination of four unique features of the Ankylos implant system.

### SoftTissue Chamber™

The horizontal offset and the narrow abutment designs create a chamber for soft tissue and bone supporting tissue stability.

### Friadent® plus surface

The grit-blasted and high temperature etched surface allows for early osseointegration and high bone-to implant contact.

### One-fits-all TissueCare connection

All abutment sizes share one tapered connection simplifying the treatment protocol.

### Progressive Thread

The thread design transfers the functional load to the apical part of the implant and creates primary stability allowing for immediate loading.

# Step-by-step protocol for Ankylos TitaniumBase for cement-retained restoration



**1 |** The master cast with a gingival mask.  
**Note:** For restorations with more than four teeth, a wax-up is mandatory.



**2 |** Ankylos ScanBase C/ (left) and /X (right).



**3 |** Alternatively, scan posts from DeguDent can also be used.\*



**4 |** The model with a mounted scan post (in this case from DeguDent) is scanned. The model is then scanned again without the scan post. Use scanspray for gingival masks to ensure an accurate scan.



**5 |** The scan is "matched" with the data stored in the software\*\* to identify the position of the implants in relation to the teeth.



**6 |** The abutment is designed based on the desired final crown shape.



**7 |** The fine tuning of the abutment design should be based on the preparation guidelines for natural teeth, as well as on the guidelines for the materials being used.



**8 |** The final individual CAD-designed abutment with virtual TitaniumBase.



**9 |** The dataset of the abutment is milled in zirconia.

	Delivery unit	Order No.
Ankylos C / Scan aid (with 3 screws)	10 pieces (synthetic)	53 2000 9900
Ankylos C / Scan aid Screws	5 pieces	53 2000 9901
Ankylos / X Scan aid (with screws lasered in)	3 pieces (titanium)	53 2000 9920

\*\*If the data is not stored in the database, contact the scanner supplier.

DeguDent GmbH  
 Rodenbacher Chaussee 4  
 63457 Hanau-Wolfgang  
 Germany

www.degudent.com  
 International Hotline  
 Phone: (+49) 6181 / 59 5694  
 Fax: (+49) 6181 / 59 5658



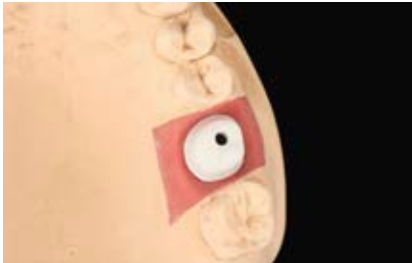
**10 |** The individual zirconia abutment is sintered prior to bonding it with the TitaniumBase.



**11 |** Before bonding, the TitaniumBase must be pretreated according to the instructions of the adhesive manufacturer.



**12 |** The final cemented abutment unit is ready for additional processing. For optimal positioning, a transfer key is recommended (required for TitaniumBase C/).



**13 |** Finished abutment on the master cast.



**14 |** A zirconia crown is constructed on the individual abutment.



**15 |** The final crown is then veneered with ceramic.

Case courtesy: Björn Roland, MTD, Klein-Winterheim, Germany

**Ankylos TitaniumBase C/**



Scale 1.2:1



Article / C / C high

Order no.	3102 2642	3102 2652
-----------	-----------	-----------

**Ankylos ScanBase C/**



Article / C / C high

Order no.	3102 2644	3102 2654
-----------	-----------	-----------

**Ankylos TitaniumBase /X**



Scale 1.2:1



Article / X / X high

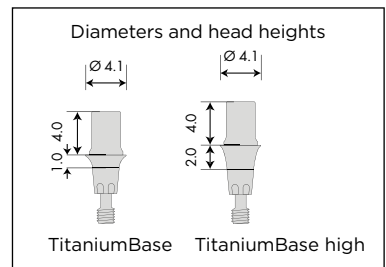
Order no.	3102 2646	3102 2656
-----------	-----------	-----------

**Ankylos ScanBase /X**



Article / X / X high

Order no.	3102 2648	3102 2658
-----------	-----------	-----------

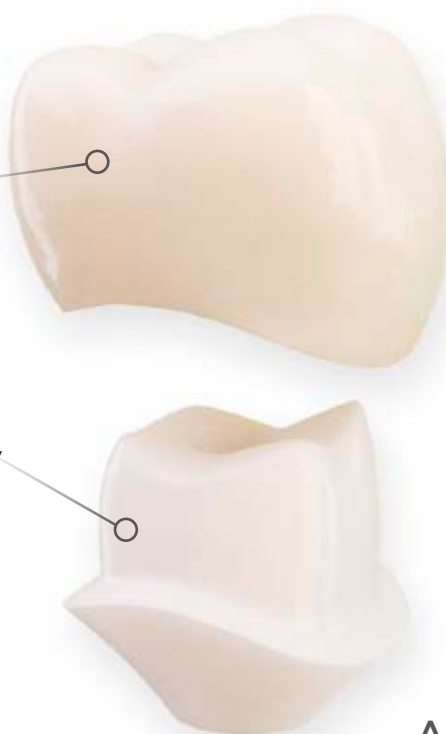


# Serving your needs

The Ankylos TitaniumBase together with the customized ceramic component combines the proven design of a titanium abutment and the esthetic possibilities of an individually designed ceramic restoration.

## Individually designed for esthetic results

The ceramic component is designed and manufactured with the ideal emergence profile and shape according to the preferred workflow of the dental laboratory. Extra-oral gluing process gives full control of the procedure and any adhesive residue can be easily removed.



## One-fits-all TissueCare connection

The Ankylos TissueCare connection offers friction-locked and keyed stability between the implant and abutment, similar to that of a one-piece implant design. This precision-fit design allows for optimized load bearing and eliminates micromovement between the implant and abutment and mechanical irritation that might lead to bone resorption. The torque of Ankylos abutments is only 15 Ncm



## A strong and stable base

The Ankylos TitaniumBase provides a strong and stable base for the individualized ceramic restoration.

### About Dentsply Sirona Implants

Dentsply Sirona Implants offers comprehensive solutions for all phases of implant therapy, including Ankylos®, Astra Tech Implant System® and Xive® implant lines, digital technologies, such as Atlantis® patient-specific solutions and Simplant® guided surgery, Symbios® regenerative solutions, and professional and business development programs, such as STEPPS™. Dentsply Sirona Implants creates value for dental professionals and allows for predictable and lasting implant treatment outcomes, resulting in enhanced quality of life for patients.

### About Dentsply Sirona

Dentsply Sirona is the world's largest manufacturer of professional dental products and technologies, with a 130-year history of innovation and service to the dental industry and patients worldwide. Dentsply Sirona develops, manufactures, and markets a comprehensive solutions offering including dental and oral health products as well as other consumable medical devices under a strong portfolio of world class brands. As The Dental Solutions Company™, Dentsply Sirona's products provide innovative, high-quality and effective solutions to advance patient care and deliver better, safer and faster dentistry. Dentsply Sirona's global headquarters is located in York, Pennsylvania, and the international headquarters is based in Salzburg, Austria. The company's shares are listed in the United States on NASDAQ under the symbol XRAY.

Visit [www.dentsplysirona.com](http://www.dentsplysirona.com) for more information about Dentsply Sirona and its products.